

Gallup Student Poll

Engaged Today — Ready for Tomorrow

WEST SIDE MIDDLE SCHOOL

FALL 2018 SCORECARD

INTRODUCTION

The Gallup Student Poll is a 24-question survey that measures the engagement, hope, entrepreneurial aspiration and career/financial literacy of students in grades five through 12. The Gallup Student Poll includes noncognitive metrics with links to student success. This scorecard reflects overall results from surveys completed in U.S. public schools.




Engagement: The involvement in and enthusiasm for school.



Hope: The ideas and energy students have for the future.



Entrepreneurial Aspiration: The talent and energy for building businesses that survive, thrive and employ others.



Career/Financial Literacy: The information, attitudes and behaviors that students need to practice for healthy participation in the economy.

This document contains proprietary research, copyrighted materials and literary property of Gallup, Inc. Gallup® is a trademark of Gallup, Inc.

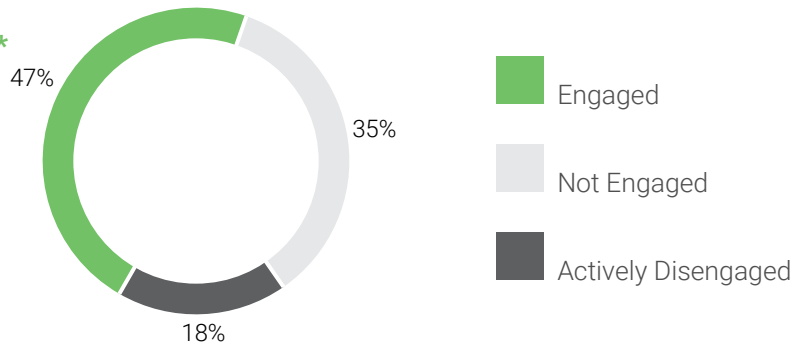


Engagement

The involvement in and enthusiasm for school.

ENGAGEMENT INDEX*

N=508



ENGAGEMENT GRANDMEAN

	Your School		Your District		U.S. Overall
	2017	2018	2017	2018	2018
Overall	-	3.88	-	3.82	3.85
At this school, I get to do what I do best every day.	-	3.38	-	3.40	3.53
My teachers make me feel my schoolwork is important.	-	3.91	-	3.96	4.00
I feel safe in this school.	-	3.83	-	3.72	3.81
I have fun at school.	-	3.41	-	3.37	3.44
I have a best friend at school.	-	4.50	-	4.42	4.37
In the last seven days, someone has told me I have done good work at school.	-	3.68	-	3.51	3.61
In the last seven days, I have learned something interesting at school.	-	3.94	-	3.85	3.86
The adults at my school care about me.	-	3.83	-	3.79	3.83
I have at least one teacher who makes me excited about the future.	-	4.14	-	4.12	4.08

GRANDMEAN BY GRADE

5th	6th	7th	8th	9th	10th	11th	12th
-	-	3.97	3.76	-	-	-	-

ITEM RESPONSES

	TOTAL N	%1	%2	%3	%4	%5
		Strongly Disagree			Strongly Agree	
At this school, I get to do what I do best every day.	526	7	11	36	31	16
My teachers make me feel my schoolwork is important.	550	4	8	19	28	40
I feel safe in this school.	537	6	7	18	35	34
I have fun at school.	551	11	13	26	25	25
I have a best friend at school.	539	5	2	7	9	77
In the last seven days, someone has told me I have done good work at school.	523	15	8	14	19	44
In the last seven days, I have learned something interesting at school.	546	7	7	16	28	43
The adults at my school care about me.	497	7	7	18	33	35
I have at least one teacher who makes me excited about the future.	529	8	4	11	20	57

*A minimum n size of 100 is required for full index results and an n size of 30 for percentage engaged only results.

** This scorecard reflects overall results from surveys completed in U.S. public schools.

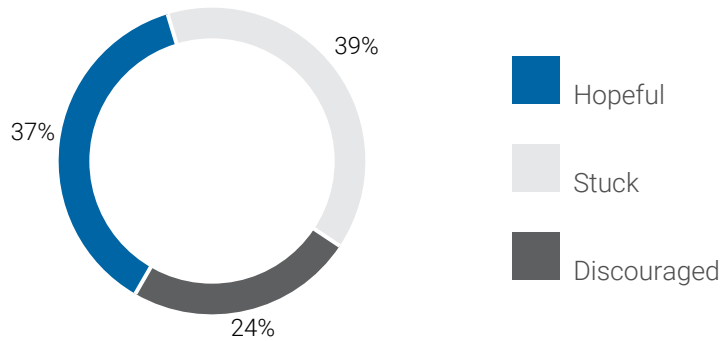


Hope

The ideas and energy students have for the future.

HOPE INDEX*

N=542



HOPE GRANDMEAN

	Your School		Your District		U.S. Overall
	2017	2018	2017	2018	2018
Overall	-	4.12	-	4.11	4.20
I know I will graduate from high school.	-	4.56	-	4.51	4.62
I have a great future ahead of me.	-	4.35	-	4.29	4.36
I can think of many ways to get good grades.	-	4.22	-	4.18	4.15
I have many goals.	-	4.21	-	4.14	4.13
I can find many ways around problems.	-	3.79	-	3.82	3.87
I have a mentor who encourages my development.	-	2.93	-	3.14	3.47
I know I will find a good job in the future.	-	4.34	-	4.32	4.35

GRANDMEAN BY GRADE

5th	6th	7th	8th	9th	10th	11th	12th
-	-	4.18	4.06	-	-	-	-

ITEM RESPONSES

	TOTAL N	%1	%2	%3	%4	%5
		Strongly Disagree			Strongly Agree	
I know I will graduate from high school.	525	2	2	6	19	71
I have a great future ahead of me.	513	1	4	11	26	58
I can think of many ways to get good grades.	550	3	4	16	25	53
I have many goals.	542	2	6	14	24	54
I can find many ways around problems.	551	5	7	25	32	32
I have a mentor who encourages my development.	473	28	12	19	20	21
I know I will find a good job in the future.	518	2	4	10	27	57

*A minimum n size of 100 is required for full index results and an n size of 30 for percentage hopeful only results.

** This scorecard reflects overall results from surveys completed in U.S. public schools.



Entrepreneurial Aspiration

The talent and energy for building businesses that survive, thrive and employ others.

ENTREPRENEURIAL ASPIRATION

N=357

ENTREPRENEURIAL ASPIRATION GRANDMEAN	Your School		Your District		U.S. Overall
	2017	2018	2017	2018	2018
Overall	-	2.27	-	2.39	2.42
I will invent something that changes the world.	-	2.54	-	2.65	2.66
I plan to start my own business.	-	2.91	-	3.05	3.03
I am learning how to start and run a business.	-	2.48	-	2.51	2.36
I have my own business now.	-	1.32	-	1.43	1.51

GRANDMEAN BY GRADE

5th	6th	7th	8th	9th	10th	11th	12th
-	-	2.33	2.22	-	-	-	-

ITEM RESPONSES

		%1	%2	%3	%4	%5
	TOTAL N	Strongly Disagree			Strongly Agree	
I will invent something that changes the world.	428	32	18	26	13	12
I plan to start my own business.	468	26	15	22	16	21
I am learning how to start and run a business.	501	37	16	22	12	13
I have my own business now.	525	84	8	4	2	2

* This scorecard reflects overall results from surveys completed in U.S. public schools.



Career/Financial Literacy

The information, attitudes and behaviors that students need to practice for healthy participation in the economy.

CAREER/FINANCIAL LITERACY

N=440

CAREER/FINANCIAL LITERACY GRANDMEAN	Your School		Your District		U.S. Overall
	2017	2018	2017	2018	2018
Overall	-	2.91	-	3.15	3.28
I have a paying job now.	-	1.66	-	2.06	2.11
I am learning how to save and spend money.	-	3.83	-	3.83	3.76
I have a bank account with money in it.	-	2.34	-	2.76	3.17
I am involved in at least one activity, (i.e. music, sports, or volunteering).	-	3.86	-	3.93	4.05

GRANDMEAN BY GRADE

5th	6th	7th	8th	9th	10th	11th	12th
-	-	2.96	2.86	-	-	-	-

ITEM RESPONSES

	TOTAL N	%1	%2	%3	%4	%5
		Strongly Disagree			Strongly Agree	
I have a paying job now.	531	73	8	6	6	7
I am learning how to save and spend money.	550	9	6	20	22	43
I have a bank account with money in it.	472	57	7	6	6	24
I am involved in at least one activity, (i.e. music, sports, or volunteering).	544	21	3	7	8	62

* This scorecard reflects overall results from surveys completed in U.S. public schools.

ITEMS BY GRADE

	Your School							
	5th	6th	7th	8th	9th	10th	11th	12th
ENGAGEMENT GRANDMEAN BY GRADE	-	-	3.97	3.76	-	-	-	-
At this school, I get to do what I do best every day.	-	-	3.48	3.27	-	-	-	-
My teachers make me feel my schoolwork is important.	-	-	3.91	3.90	-	-	-	-
I feel safe in this school.	-	-	3.96	3.67	-	-	-	-
I have fun at school.	-	-	3.54	3.24	-	-	-	-
I have a best friend at school.	-	-	4.64	4.34	-	-	-	-
In the last seven days, someone has told me I have done good work at school.	-	-	3.82	3.50	-	-	-	-
In the last seven days, I have learned something interesting at school.	-	-	3.99	3.87	-	-	-	-
The adults at my school care about me.	-	-	3.91	3.73	-	-	-	-
I have at least one teacher who makes me excited about the future.	-	-	4.26	4.00	-	-	-	-
HOPE GRANDMEAN BY GRADE	-	-	4.18	4.06	-	-	-	-
I know I will graduate from high school.	-	-	4.57	4.55	-	-	-	-
I have a great future ahead of me.	-	-	4.40	4.29	-	-	-	-
I can think of many ways to get good grades.	-	-	4.21	4.23	-	-	-	-
I have many goals.	-	-	4.26	4.16	-	-	-	-
I can find many ways around problems.	-	-	3.81	3.77	-	-	-	-
I have a mentor who encourages my development.	-	-	3.09	2.76	-	-	-	-
I know I will find a good job in the future.	-	-	4.46	4.19	-	-	-	-
ENTREPRENEURIAL ASPIRATION GRANDMEAN BY GRADE	-	-	2.33	2.22	-	-	-	-
I will invent something that changes the world.	-	-	2.66	2.43	-	-	-	-
I plan to start my own business.	-	-	3.02	2.79	-	-	-	-
I am learning how to start and run a business.	-	-	2.47	2.50	-	-	-	-
I have my own business now.	-	-	1.35	1.28	-	-	-	-
CAREER/FINANCIAL LITERACY GRANDMEAN BY GRADE	-	-	2.96	2.86	-	-	-	-
I have a paying job now.	-	-	1.67	1.65	-	-	-	-
I am learning how to save and spend money.	-	-	3.93	3.71	-	-	-	-
I have a bank account with money in it.	-	-	2.39	2.29	-	-	-	-
I am involved in at least one activity, (i.e. music, sports, or volunteering).	-	-	3.90	3.80	-	-	-	-

- No data available

APPENDIX

SHARING GALLUP STUDENT POLL RESULTS

Gallup encourages schools and districts to share their Gallup Student Poll results with their local community and key stakeholders. Below are some guidelines for the public release of school, district and the overall convenience sample data and results.

- You can share the Gallup Student Poll participation results for your school and/or district. The N sizes on the scorecard represent the total number of respondents for your school or district. Your school or district participation rate is based on the total number of eligible students in your school or district. Students in fifth through 12th grade are eligible to participate in the Gallup Student Poll.
- Please include the Gallup Student Poll Methodology and Limitations of Polling. If most eligible students in fifth through 12th grade were polled, the district (or school) may indicate that the data represent a census.
- Please do not compare your school's or district's data to the overall line of data on your scorecard when publicly sharing results. Because the overall data in your school or district report are an aggregate of a convenience sample of U.S. public schools that have opted to participate in the Gallup Student Poll, the data are not representative of the U.S. population of students in fifth through 12th grade and are thereby not fit for data comparisons. This scorecard reflects overall results from surveys completed in U.S. public schools.
- You can share district or school plans to use the data to inform strategies and focus.

GALLUP STUDENT POLL METHODOLOGY AND LIMITATIONS OF POLLING

The annual Gallup Student Poll is available for schools and districts in the U.S. and Canada for a fee. The online poll is completed by a convenience sample of schools and districts each fall. Gallup does not randomly select schools participating in the annual Gallup Student Poll. Schools receive a scorecard with school-specific data. Participation rates vary by school. The poll is conducted during a designated survey period and available during school hours Monday through Friday only. The Gallup Student Poll is administered to students in fifth through 12th grade. The Gallup Student Poll adds additional elements for understanding school success beyond cognitive measures.

The overall data from the annual administration of the Gallup Student Poll may not reflect responses from a nationally representative sample of students. The overall data are not statistically weighted to reflect the U.S. student population; therefore, local schools and districts should use the overall data and scorecards cautiously as a data comparison. School and district data and scorecards provide meaningful data for local comparisons and may inform strategic initiatives and programming, though the results are not generalizable beyond the participating school or district.